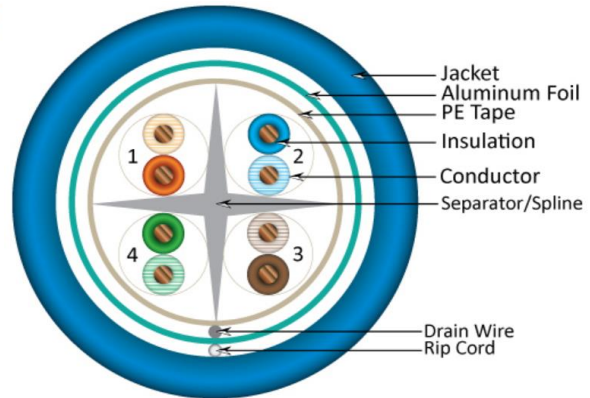



F/UTP CAT6 PVC CABLE



DESCRIPTION

CAT6 4Pair FTP 23AWG Solid Bare Copper
PVC Jacket 305M

FEATURES

- High-Performance Data Cable
- Easily Identified Color-Striped Pairs
- Support 1Gbps/10Gbps Speed
- Exceeds TIA/EIA-568C, ISO/IEC 11801
- CE ROHS Approval

APPLICATION

High Speed Horizontal Cabling
100 Mbps TPDDI , 1000 Base T, 622 Mbps ATM
IEEE802.3/IEEE802.5, 10 Base-T, 100 Base-T4
1000 Base-X , 100 Base-VG , Gigabit Ethernet

MODEL

No	Length	Color
161000	1000ft(305m)	Gray
161001	1000ft(305m)	White
161002	1000ft(305m)	Red
161003	1000ft(305m)	Orange
161004	1000ft(305m)	Yellow
161005	1000ft(305m)	Green
161006	1000ft(305m)	Blue

SPECIFICATION

Technical Data	
Data Rate Support	1GBase-T/10GBase-T
Standard Bandwidth (MHz)	550Mhz
Reference Standard	EIA/TIA 568 & ISO/IEC 11801

Conductor	Solid Bare Copper
Material	Bare Copper (100% Copper)
AWG	23AWG
Conductor Diameter	4 × 2 × 1/0.53mm

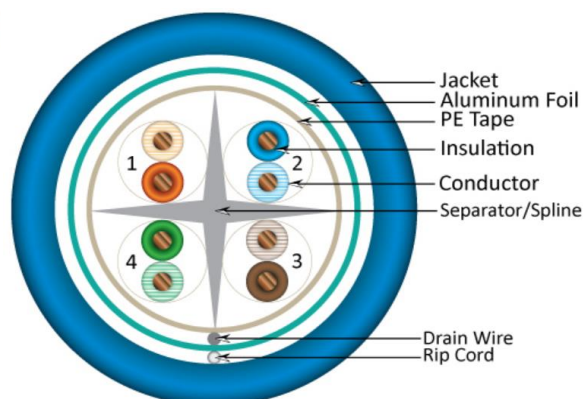

Insulation	HDPE
AVG. Thickness	0.21mm
Insulation Diameter	0.98 ± 0.01mm

High Twisted & Ripcord	Yes
Separator	PP
Shielded	Aluminum Foil + Drain Wire

PE Tape	PE Tape
Jacket	PVC ROHS
AVG. Thickness	0.65 ± 0.01mm
Outer Diameter	6.60 ± 0.02mm
Color	Available
Marking	Available

Color of Pairs			
Pair 1	Blue	White-Blue	
Pair 2	Orange	White-Orange	
Pair 3	Green	White-Green	
Pair 4	Brown	White-Brown	

F/UTP CAT6 PVC CABLE



PACKING

Inner Pack : Wooden Drum
Outer box : Brown Carton



PERFORMANCE

Mechanical Properties

PVC Tensile Strength(Mpa)	≥ 13.8
Bending Radius	$\geq 4 \times OD$ (without load)
Temperature range	during operation: $-40^{\circ}\text{C} \sim 75^{\circ}\text{C}$

Electrical Properties

Max. Con. DC resistance	95 ohms/km at 21 °C
1.0 - 250 MHz Delay Skew	≤ 45
Pair-to-ground Cap. Unbalance	≤ 330
Resistance Unbalance	$\leq 5\%$
Resistance Unbalance	$\leq 5\%$



Cable ID: CAT6 FTP-PVC

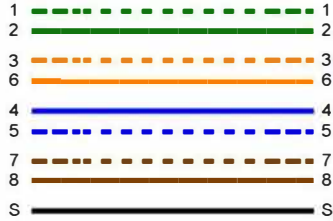
Test Summary: PASS

Date / Time: 03/27/2023 12:20:31pm
Headroom: 5.2 dB (NEXT 12-45) Test
Limit: TIA Cat 6 Channel
 Cable Type: Cat 6 F/UTP

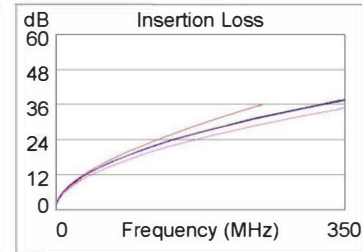
Operator: NEC FIELDING
 Software Version: 2.7800
 Limits Version: 1.9500
 NVP: 70.0%

Model: DTX-1800
 Main S/N: 9463009
 Remote S/N: 9463010
 Main Adapter: DTX-CHA001
 Remote Adapter: DTX-CHA001

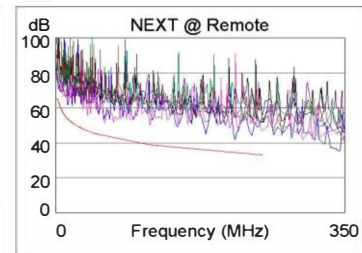
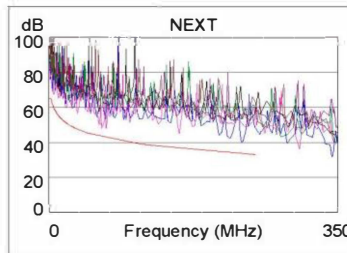
Wire Map (T568A)
PASS



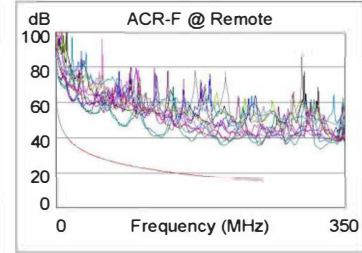
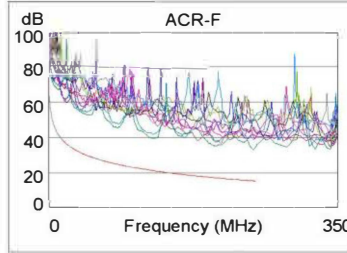
Length (ft), Limit 328	[Pair 78]	332
Prop. Delay (ns), Limit 555		512
Delay Skew (ns), Limit 50		30
Resistance (ohms)	[Pair 12]	17.4
Insertion Loss Margin (dB)	[Pair 12]	4.1
Frequency (MHz)	[Pair 12]	250.0
Limit (dB)	[Pair 12]	35.9



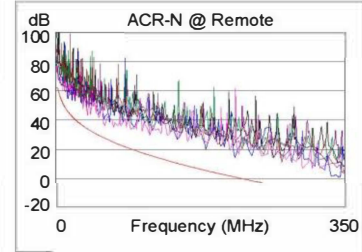
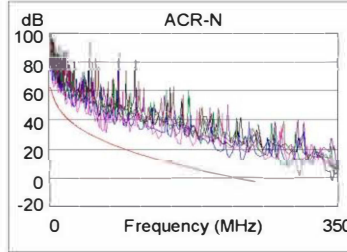
	Worst Case Margin		Worst Case Value	
	MAIN	SR	MAIN	SR
PASS				
Worst Pair	12-45	12-36	12-36	12-36
NEXT (dB)	5.2	6.4	6.5	7.5
Freq. (MHz)	64.5	3.5	233.5	217.0
Limit (dB)	43.1	64.0	33.6	34.2
Worst Pair	12	36	12	12
PS NEXT (dB)	6.3	5.9	8.9	10.2
Freq. (MHz)	5.0	3.5	233.5	217.0
Limit (dB)	59.0	61.5	30.7	31.2



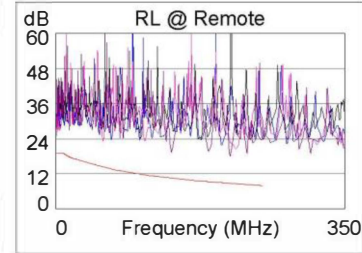
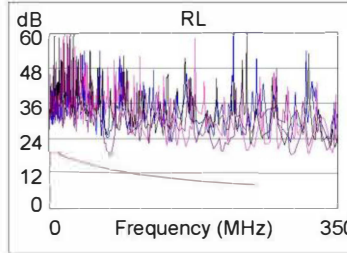
	Worst Case Margin		Worst Case Value	
	MAIN	SR	MAIN	SR
PASS				
Worst Pair	36-45	36-45	36-45	36-45
ACR-F (dB)	17.4	18.3	17.6	18.3
Freq. (MHz)	201.5	204.0	245.5	204.5
Limit (dB)	17.2	17.1	15.5	17.0
Worst Pair	45	36	45	36
PS ACR-F (dB)	20.1	18.5	20.1	20.0
Freq. (MHz)	245.5	201.5	245.5	245.5
Limit (dB)	12.5	14.2	12.5	12.5



	Worst Case Margin		Worst Case Value	
	MAIN	SR	MAIN	SR
N/A				
Worst Pair	12-45	12-36	12-36	12-36
ACR-N (dB)	5.1	7.0	12.8	13.4
Freq. (MHz)	64.5	3.5	233.5	217.0
Limit (dB)	26.4	60.2	-0.9	1.1
Worst Pair	12	36	12	12
PS ACR-N (dB)	6.4	6.5	12.7	13.6
Freq. (MHz)	5.0	3.4	233.5	217.0
Limit (dB)	54.5	58.0	-3.8	-1.8



	Worst Case Margin		Worst Case Value	
	MAIN	SR	MAIN	SR
PASS				
Worst Pair	78	78	78	78
RL (dB)	4.5	7.8	4.5	9.5
Freq. (MHz)	72.5	5.5	72.5	211.5
Limit (dB)	13.4	19.0	13.4	8.7



Compliant Network Standards:
 10BASE-T 100BASE-TX 100BASE-T4
 1000BASE-T ATM-25 ATM-51
 ATM-155 100VG-AnyLan TR-4
 TR-16 Active TR-16 Passive