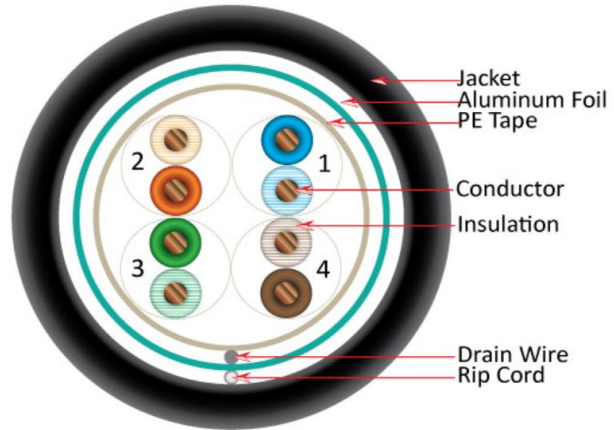



F/UTP CAT5E PE CABLE



DESCRIPTION

CAT5e 4Pair FTP 24AWG Solid Copper
Outdoor PE Jacket 305M

FEATURES

- High-Performance Data Cable
- CAT5E Shielded Cable Fluke Pass
- Shielded Aluminum Foil
- 24AWG Copper Conductors
- TIA/EIA-568B.2, ISO/IEC 11801

APPLICATION

1000Base-T; 100Base-T; 10Base-T
Structure Cabling ,155Mbps ATM , ISDN
Gigabit Ethernet

MODEL

No	Length	Color
210300	1000ft(305m)	Black
210301	1000ft(305m)	White

SPECIFICATION

Technical Data

DC resistance	10Ω /100M
Rated Voltage	30V
Reference Standard	EIA/TIA 568 & ISO/IEC 11801

Conductor

Material	Bare Copper
AWG	24AWG
Conductor Diameter	4×2×1/0.49±0.01mm

Insulation

Material	HDPE
AVG. Thickness	0.21 ± 0.01 mm
Insulation Diameter	0.90 ± 0.01mm

Shielded

Jacket

AVG. Thickness	0.65mm
Outer Diameter	5.80 ± 0.02mm
Color	Available
Marking	Available

Color of Pairs

Pair 1	Blue	White-Blue
Pair 2	Orange	White-Orange
Pair 3	Green	White-Green
Pair 4	Brown	White-Brown

Solid BC

Material	Bare Copper
AWG	24AWG
Conductor Diameter	4×2×1/0.49±0.01mm

HDPE

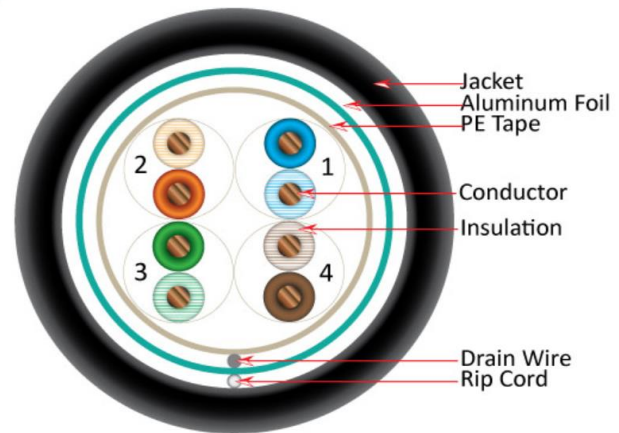

Material	HDPE
AVG. Thickness	0.21 ± 0.01 mm
Insulation Diameter	0.90 ± 0.01mm

AL_FOIL + Mylar + Drain Wire

PE ROHS

AVG. Thickness	0.65mm
Outer Diameter	5.80 ± 0.02mm
Color	Available
Marking	Available

F/UTP CAT5E PE CABLE



PACKING

Inner box : Pull out box
Outer box : Brown Carton



PERFORMANCE

Mechanical Properties

Bending Radius	$\geq 4 \times OD$ (without load)
Temperature range	during operation : $-40^{\circ}\text{C} \sim 75^{\circ}\text{C}$
Reference Standard	during installation : $0^{\circ}\text{C} \sim 60^{\circ}\text{C}$

Electrical Properties

DC resistance	10ohm / 100 m at 20 °C
Insulation Resistance	5000mΩ/km
Resistance unbalance	Max 5 % at 20 °C
Mutual capacitance	Max 5.6 nf / 100 m at 1kHz
Cap. unbalance to ground	Max 330 pf / 100 m at 1kHz
Characteristics impedance	$(100 \pm 15) \Omega$ at 1 ~ 100 Mhz
Nominal velocity of propagation	67%
Propagation delay	≤ 535 ns / 100 m
Delay skew	≤ 45 ns / 100 m



Cable ID: CAT5E FTP LSZH

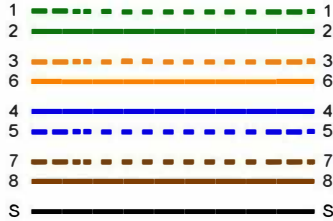
Test Summary: PASS

Date / Time: 03/20/2023 11:23:07am
 Headroom: 6.1 dB (NEXT 12-36)
 Test Limit: TIA Cat 5e Channel
 Cable Type: Cat 5e F/UTP

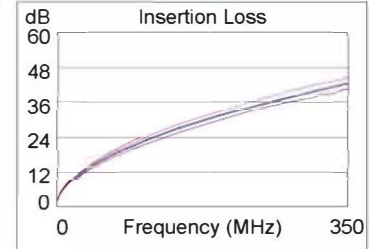
Operator: NEC FIELDING
 Software Version: 2.7800
 Limits Version: 1.9500
 NVP: 69.0%

Model: DTX-1800
 Main S/N: 9463009
 Remote S/N: 9463010
 Main Adapter: DTX-CHA001
 Remote Adapter: DTX-CHA001

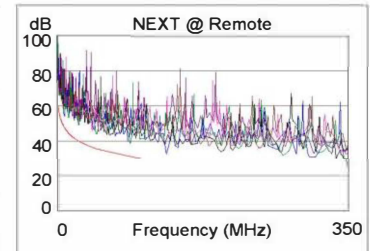
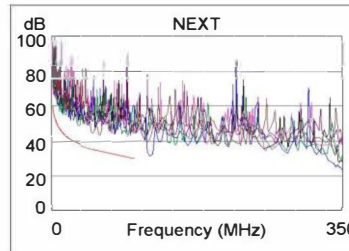
Wire Map (T568A)
PASS



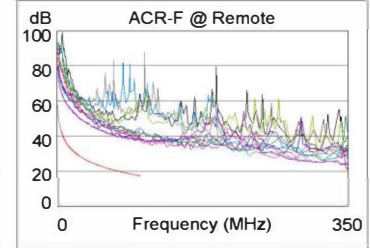
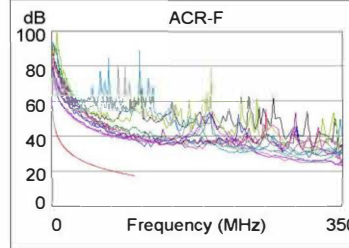
Length (ft), Limit 328	[Pair 78]	337
Prop. Delay (ns), Limit 555		515
Delay Skew (ns), Limit 50		19
Resistance (ohms)	[Pair 12]	20.3
Insertion Loss Margin (dB)	[Pair 36]	0.9
Frequency (MHz)	[Pair 36]	100.0
Limit (dB)	[Pair 36]	24.0



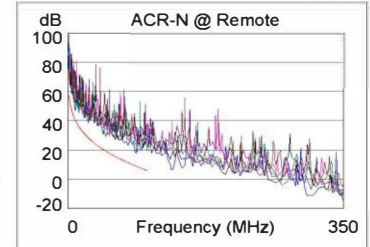
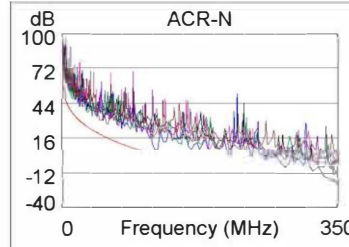
	Worst Case Margin		Worst Case Value	
	MAIN	SR	MAIN	SR
PASS				
Worst Pair	45-78	12-36	45-78	36-78
NEXT (dB)	7.8	6.1	7.8	7.5
Freq. (MHz)	58.0	8.5	58.0	88.3
Limit (dB)	34.1	48.2	34.1	31.0
Worst Pair	36	12	45	36
PS NEXT (dB)	10.1	7.8	13.2	8.9
Freq. (MHz)	10.0	8.5	100.0	87.8
Limit (dB)	44.0	45.2	27.1	28.1



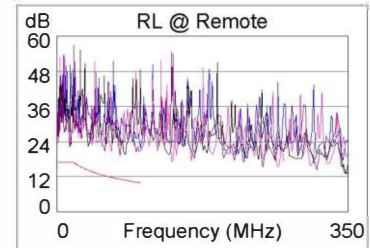
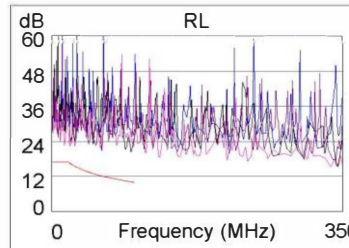
	Worst Case Margin		Worst Case Value	
	MAIN	SR	MAIN	SR
PASS				
Worst Pair	12-45	45-12	12-45	78-36
ACR-F (dB)	18.7	19.1	19.8	19.9
Freq. (MHz)	72.8	72.8	93.0	100.0
Limit (dB)	20.2	20.2	18.0	17.4
Worst Pair	36	12	36	12
PS ACR-F (dB)	19.9	19.6	19.9	20.4
Freq. (MHz)	98.3	72.5	98.3	99.0
Limit (dB)	14.6	17.2	14.6	14.5



	Worst Case Margin		Worst Case Value	
	MAIN	SR	MAIN	SR
N/A				
Worst Pair	36-78	12-36	12-36	12-36
ACR-N (dB)	9.7	6.4	13.6	8.7
Freq. (MHz)	10.1	8.4	95.3	86.8
Limit (dB)	39.8	41.8	7.1	8.9
Worst Pair	36	36	45	36
PS ACR-N (dB)	10.3	8.1	14.9	9.8
Freq. (MHz)	10.0	9.6	100.0	87.8
Limit (dB)	36.9	37.3	3.1	5.7



	Worst Case Margin		Worst Case Value	
	MAIN	SR	MAIN	SR
PASS				
Worst Pair	36	78	45	78
RL (dB)	5.1	5.1	10.0	7.8
Freq. (MHz)	22.1	15.6	96.0	75.8
Limit (dB)	16.6	17.0	10.2	11.2



Compliant Network Standards:		
10BASE-T	100BASE-TX	100BASE-T4
1000BASE-T	ATM-25	ATM-51
ATM-155	100VG-AnyLan	TR-4
TR-16 Active	TR-16 Passive	